















# ASSEMBLY MANUAL

Studio Chair



Please follow step by step instructions.

-  **A** X1
-  **B** X1
-  **C** X2
-  **D** X1
-  **E** X1
-  **F** X5
-  **G** X4  
6\*45
-  **H** X8  
6\*35
-  **I** X4  
Bigger one
-  **J** X3  
8\*25
-  **K** X2  
Smaller one
-  **L** X1

